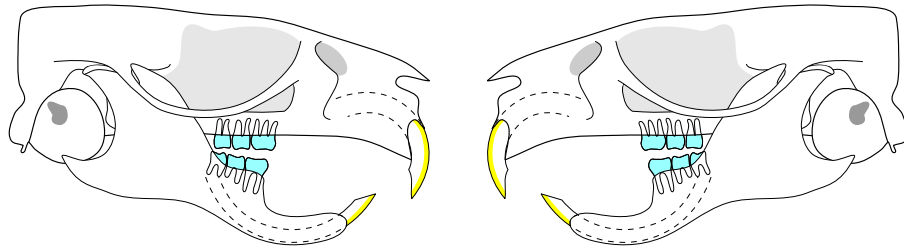


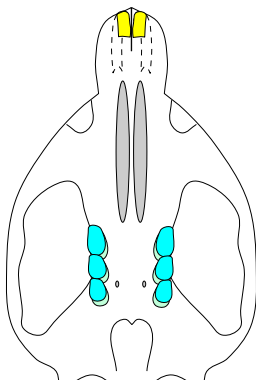
Rat, Mouse, Hamster, etc. dental assessment chart

Owner's name		Reference Code or Address			
Animal's name	Breed	Age	Sex	Weight	Date



101

201



109

209

110

210

111

211

RHS

LHS

411

311

410

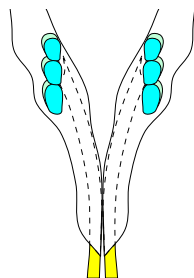
310

409

309

401

301



Key to abbreviations used

- # = Fracture
- + = Severity + to +++++
- m = Missing tooth
- = Tipping/positioning
- ↔ = Length relationship
- A = Abscess
- C = Cavity
- G = Gingivitis
- M = Mobility
- P = Periodontitis
- Pn = Pocket depth, mm
- R = Recession
- Rn = Depth in mm
- S = Supernumerary
- W = Wear
- X = Extracted

© 1995-2003 DaCross Services

Dental procedures

Assessment by quadrant

(graded +, ++, +++, +++++)

Performed	Required	1 (RU)	2 (LU)	3 (LL)	4 (RL)	
{ } Pre-anaesthetic checks	{ }	Plaque	:	:	:	:
{ } General anaesthesia	{ }	Calculus	:	:	:	:
{ } Radiography	{ }	Gingivitis	:	:	:	:
{ } Occlusal assessment	{ }	Periodontitis	:	:	:	:
{ } Supra-gingival scaling	{ }	Occlusion	:	:	:	:
{ } Subgingival scaling	{ }	Tooth wear	:	:	:	:
{ } Root planing	{ }					
{ } Polishing	{ }					
{ } Gingival lavage	{ }					
{ } Gingival surgery	{ }					
{ } Extraction	{ }					
{ } Periodontal splinting	{ }					
{ } Crown height reduction	{ }					
{ } Endodontic therapy	{ }					
{ } Restoration	{ }					
{ } Orthodontic treatment	{ }					
{ } Oro-facial surgery	{ }					
Homecare program	{ ✓ }					

Other comments

Routine Home Dental Care

The efficient daily use of a soft bristled toothbrush, with an appropriate animal toothpaste, is still the only proven method for long term control of plaque and gum disease.

Chewing exercise is beneficial as it stimulates natural tooth cleaning and protection mechanisms. A range of hard non-toxic objects such as pieces of wood, nuts etc. should be provided for gnawing. Avoid feeding soft sticky foods and never give items containing sugar or oil/fat as treats.

Specific Instructions